



Ancient Rome Pop-Up Book

Procedure:

1. Review the list below and select a topic that you would like to learn more about.
2. Gather resources to help you find the information needed to complete the assignment.
3. Organize the information on the storyboard graphic organizer.
4. Create a pop-up book (follow the set-up guidelines below)
5. Optional: Create a secondary visual (PowerPoint, posterboard, handout, transparency, model...) to assist you in presenting your topic to the class.

Topics to Explore:

People

1. Roman Gods & Goddesses
2. Patricians & Plebeians
3. The Etruscans
4. Roman Gladiators
5. Julius Caesar
6. Cicero
7. Octavian
8. Nero
9. Spartacus
10. Caligula
11. Hadrian
12. Constantine

13. Jesus Christ
14. Romulus and Remus

Cultural Characteristics

15. The Twelve Tables
16. Coliseum
17. The Forum
18. Roman Theatre
19. Circus Maximus
20. The Grand Pantheon
21. Roman houses
22. Roman architecture

23. The Status of Women
24. Roman baths
25. Roman roads

Events

26. The Rise of Christianity
27. The Republic fails
28. The Empire is split in two
29. The End of the Western Empire
30. Punic Wars
31. Pompeii

There are MANY more possibilities, if you think of a different topic about the Roman Empire...ask me if you can do it.

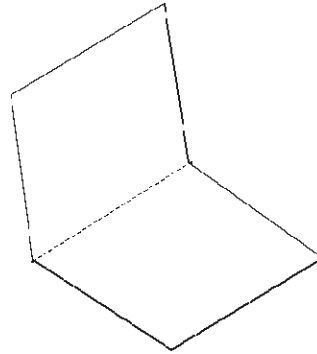
Pop-Up Book Set-Up:

• Table of Contents

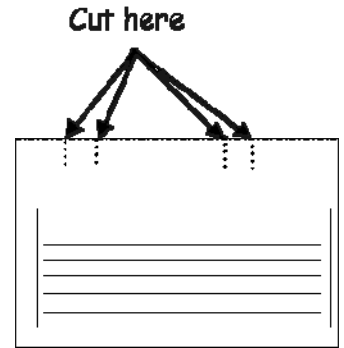
- **Page 1 & 2:** *Overview of your topic (introduction/background information/details)*
- **Page 3:** *Significance of topic to the Roman Empire (Why was it important?)*
- **Page 4:** *What else was happening in the world during the same time period?*
 - Pick at least one other ancient civilization and describe what was happening at the same time
- **Page 5:** *Connection*
 - **People**
 - Compare the person or group of people to a character in a book you have read or a movie you have seen and describe the comparison.
 - Compare the person or group of people to either a person living today or at any time in history.
 - **Cultural Characteristic**
 - Find and explain evidence in today's society that was influenced by the Roman way of life
 - Compare the Roman way of life with another ancient civilization's way of life.
 - **Event**
 - Compare or contrast this event to another event at any time in world history.
- **Pages 6 - ?:** *Creative Writing*
 - Create a short story in which you visit the place, meet the person, or witness/take part in the event.
 - Establish context of your scenario and be descriptive using information you have learned through your research.

How to Create a Simple Pop-Up Book

Construct a pop-up page by folding it in half on the fold line.


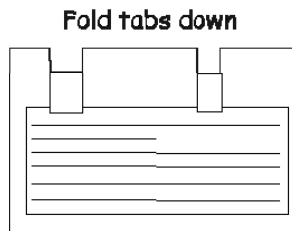


Cut the dashed lines to make the tabs. Fold the tabs down.




Then unfold the pop-up page and push the tabs forward.

Repeat this process for each page in the pop-up book



Decorate the illustrations or shapes and cut them out. Glue the decorations or shapes on the pop-up tabs.



Fold a piece of construction paper in half the hamburger way. This will be the cover for your pop-up book.

Stack all the folded pages in the pop-up book on top of one another. You will glue or tape the backside of the bottom of each page to the backside of the top of the next page.

Once all the pages are put together, wrap the cover sheet around all of the others and create a front and back cover with a binding. (do not make any cuts in the cover sheet)